

# Xirrus Accessory Guide

## ACCESSORIES SHIPPED IN THE BOX

| Access Point Models | Mounting Brackets with Lock Arm (All Models) | Mouting Bracket with Lock Arm (XA4) | Documentation (Read Me First) | Twist Clip (15/16" with 1/2" stud for non-recessed ceiling only) | Hex Nut (1/4-20 Serr Flange, ZPS) |
|---------------------|--|-------------------------------------|-------------------------------|--|-----------------------------------|
| X2-120              | 1  |                                     | 1                             | 2  | 2                                 |
| XD2-230 / XD2-240   | 1  |                                     | 1                             | 2  | 2                                 |
| XD4-130 / XD4-240   | 1  |                                     | 1                             | 4  | 4                                 |
| XA4-240*            |  | 1                                   | 1                             |  |                                   |






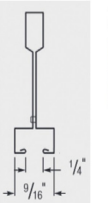

\* Also includes PoE dongle.

## XIRRUS ACCESS POINT MOUNTING GUIDE

| Access Point Models | Wall Mount Using Key Holes | Vertical Wall Mount Short Bracket | Vertical Wall Mount Long Bracket |
|---------------------|----------------------------|-----------------------------------|----------------------------------|
| X2-120              | Built-in feature           | XE-500-WL                         | XE-4010-WL                       |
| XD2-230 / XD2-240   | Built-in feature           | XE-500-WL                         | XE-4010-WL                       |
| XD4-130 / XD4-240   | Built-in feature           | N / A                             | XE-4010-WL                       |
| XA4-240             | N / A                      | N / A                             | N / A                            |

## Xirrus Accessory Guide

### SUSPENSION GRID MOUNTING OPTIONS

| Access Point Models      | 15/16" Suspension Grid   | 9/16" Suspension Grid   | 9/16" Slotted Suspension Grid   |
|--------------------------|--|---|---|
|                          | <p>CEILING TYPE</p>  <p>T-Bar Bracket<sup>1</sup> (with spacers) + </p> <p>15/16" Twist Clips, 5/8" Stud<sup>2</sup> (with spacer) + </p> | <p>CEILING TYPE</p>  <p>9/16" Twist Clips with 5/8" stud<sup>2</sup> (with spacer) + </p> | <p>CEILING TYPE</p>  <p>T Bolt slot with 5/8" stud<sup>2</sup> (with spacer) + </p> |
|                          | <b>Non-Recessed</b>  | <b>Non-Recessed</b>   | <b>Recessed</b>   |
| <b>X2-120</b>            | AP package includes (2) 15/16" Twist clips with 1/2" stud.<br>Order XE-CLIP-KIT-01 for replacement   | Order XE-THINCLIP-KIT-01, which includes 1/2" bolts   | XE-TB-KIT-01  |
| <b>XD2-230 / XD2-240</b> | AP package includes (2) 15/16" Twist clips with 1/2" stud.<br>Order XE-CLIP-KIT-01 for replacement   | Order XE-THINCLIP-KIT-01, which includes 1/2" bolts   | XE-TB-KIT-01  |
| <b>XD4-130 / XD4-240</b> | AP package includes (2) 15/16" Twist clips with 1/2" stud.<br>Order XE-CLIP-KIT-01 for replacement   | Order XE-THINCLIP-KIT-01, which includes 1/2" bolts   | XE-TB-KIT-01  |

1 For additional TBAR brackets order XE-6000-TBAR.

2 All clips with 5/8" stud MUST be installed with the rubber spacers.

### ENCLOSURE MOUNTS

| Access Point Models      | Stadium Under the Seat  | T-Bar Enclosure   | Gym – Wall  |
|--------------------------|---|---|---|
|                          |  |  |  |
| <b>X2-120</b>            | XE-STAD-OMNI  | XE-6000-TBAR  | XE-4000-WL-GYM  |
| <b>XD2-230 / XD2-240</b> | XE-STAD-OMNI  | XE-6000-TBAR  | XE-4000-WL-GYM  |
| <b>XD4-130 / XD4-240</b> | N/A   | XE-6000-TBAR  | XE-4000-WL-GYM  |

### MOUNTING KITS FOR XE-4000-OUTDOOR

| Model Number         | Description          | Enclosure Versions |
|----------------------|----------------------|--------------------|
| XE-6000-OUT-MNT-POLE | Pole mounting kit    | XE-4000-OUTDOOR    |
| XE-6000-OUT-MNT-CEIL | Ceiling mounting kit | XE-4000-OUTDOOR    |

## Xirrus Accessory Guide


### ENCLOSURE MOUNTS

| Access Point Models | Generic PoE Switch (802.3af) | Generic PoE+ Switch (802.3at) | Generic uPoE Switch | XP1-MSI-30 | XP1-MSI-75     |
|---------------------|------------------------------|-------------------------------|---------------------|------------|----------------|
| XR-320 <sup>1</sup> | ✓                            | ✓                             | ✓                   | ✓          | ✓              |
| XH2-120 / XH2-240   |                              | ✓                             | ✓                   | ✓          | ✓              |
| X2-120              | ✓                            | ✓                             | ✓                   | ✓          | ✓              |
| XD2-230 / XD2-240   |                              | ✓                             | ✓                   | ✓          | ✓              |
| XD4-130             |                              | ✓                             | ✓                   | ✓          | ✓              |
| XD4-240             |                              |                               | ✓                   |            | ✓ <sup>2</sup> |
| XA4-240             |                              |                               | ✓                   |            | ✓ <sup>2</sup> |

1 The XR-320 can be powered by an external 48VDC power supply that meets these specifications.

2 Dongle PN310-1002-001 must be installed in-line with power/data cable to insure that legacy injectors will provide full power. Please refer to the quick install guide for more details.

**Important:** You must allow for loss of 4.4W between AP and switch or injector output. Cat 5e or Cat 6 cable is required; total run must be under 100 m. For more details on the installation recommendation and options, please refer to the installation manual.

|                             |   |
|-----------------------------|---|
| <b>Output Power</b>         | +48VDC  |
| <b>Nominal Load Current</b> | 0.63A   |
| <b>Ripple and Noise</b>     | At 20Mhz, and output parallel with 0.1uF & 10uF capacitors to ground. Temperature at 25°C, at nominal input voltage |
| <b>Connector</b>            | Jack Plug 55 * 2.5 * 11.5 mm  |
| <b>Polarity</b>             |                                  |



Reference XR-320 External Power Supply:  
Mean Well GS36U48-P1J

### ABOUT CAMBIUM NETWORKS

Cambium Networks empowers millions of people with wireless connectivity worldwide. Its wireless portfolio is used by commercial and government network operators as well as broadband service providers to connect people, places and things. With a single network architecture spanning fixed wireless and Wi-Fi, Cambium Networks enables operators to achieve maximum performance with minimal spectrum. End-to-end cloud management transforms networks into dynamic environments that evolve to meet changing needs with minimal physical human intervention. Cambium Networks empowers a growing ecosystem of partners who design and deliver gigabit wireless solutions that just work.